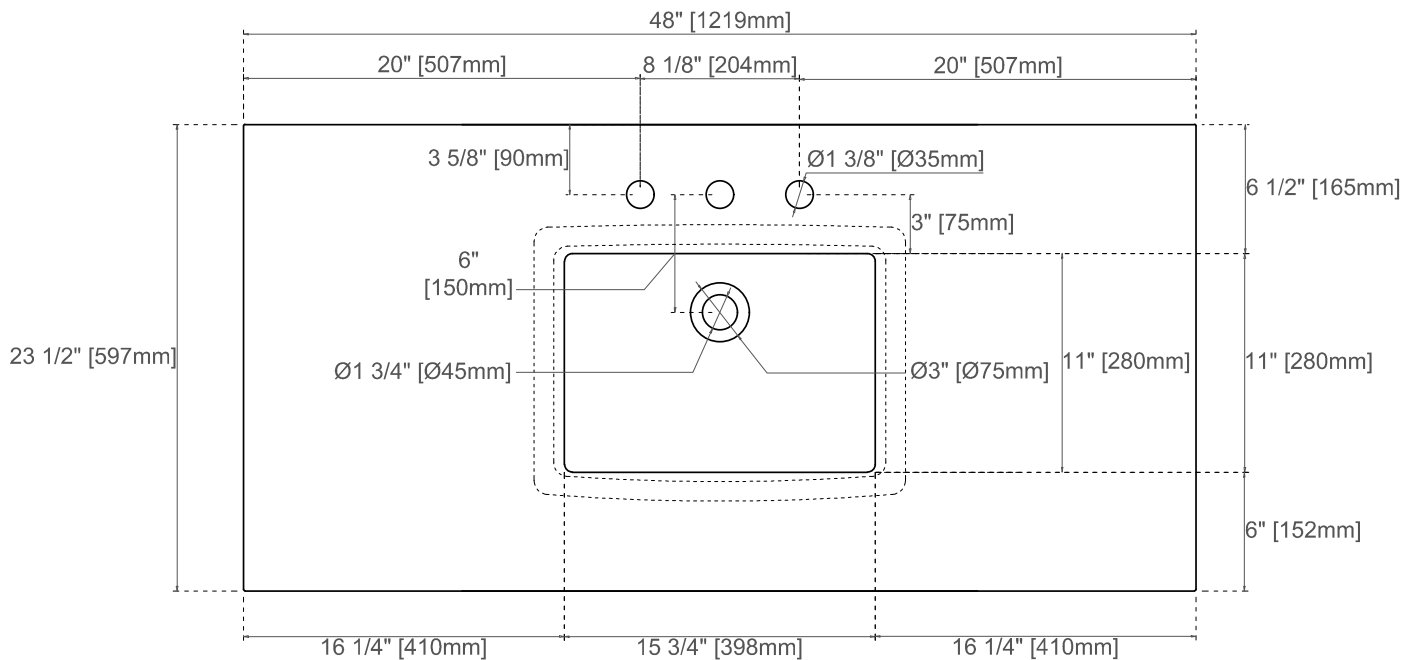


48" 3CM 090 SERIES CARRARA COUNTERTOPS

JAMES MARTIN
VANITIES

Carrara Marble

Carrara Marble is a quarried natural stone, with each piece displaying unique traits. Its elegant grayish-white background highlights intricate veining patterns in varying shades of soft gray to blue gray, ensuring a unique and timeless appeal. Beyond its stunning aesthetics, Carrara marble's durability allows it to withstand the demands of daily life while maintaining its beauty.



All dimensions are nominal

Visit website for warranty and installation information
www.jamesmartinvanities.com

Version: 202301

Carrara Marble Care and Maintenance

Routine Cleaning: Use a diluted solution of mild, pH-neutral soap and warm water. Wipe clean with a microfiber cloth or soft sponge. Always avoid all acidic cleaners and substances.

Routine Care: Clean the surface at least once a month, using marble or stone cleaner, following the manufacturer's instructions.

Long-Term Care: Carrara marble is delicate and must be sealed frequently to protect it from spills and stains. Sealing the marble keeps moisture out of the naturally porous stone. We recommend sealing this marble at least once a year. You might want to seal Carrara marble twice yearly in heavily used areas.

Light Stains: To avoid stains, wipe up any spills immediately. Be especially quick about spills with alcohol or citrus. Immediately douse the area with warm, soapy water and rinse repeatedly to get rid of the stain and any soap residue.

Stubborn Stains:

Organic Stains (food, wine): Treat the area with a solution of 12% hydrogen peroxide with a few drops of ammonia. Wipe clean and rinse.

Oil Based Stains: (cosmetics, other oils) can be lifted using acetone or mineral spirits and rinsed away.

Ink Stains: Apply a small amount of bleach to lift the stain. Rinse the surface well and dry thoroughly.

General Precautions:

- Keep the surface protected against sharp objects
- Wipe up all spills with water and dry them as soon as possible
- Avoid contact with acidic substances and never use cleaning products that contain acid

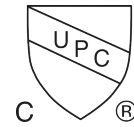
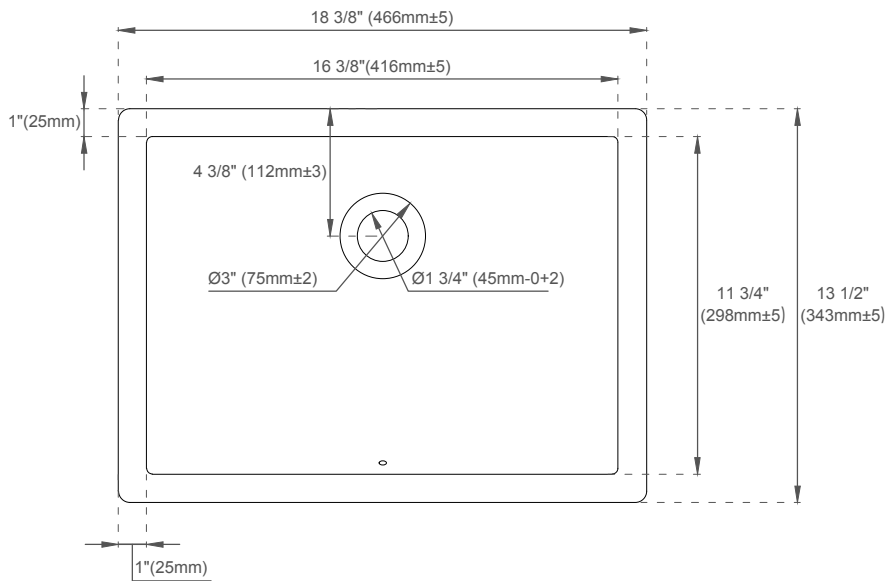
Repairs

For water spots and light surface etching, use a dry, super fine, 0000-rated steel wool pad to buff out the blemish.

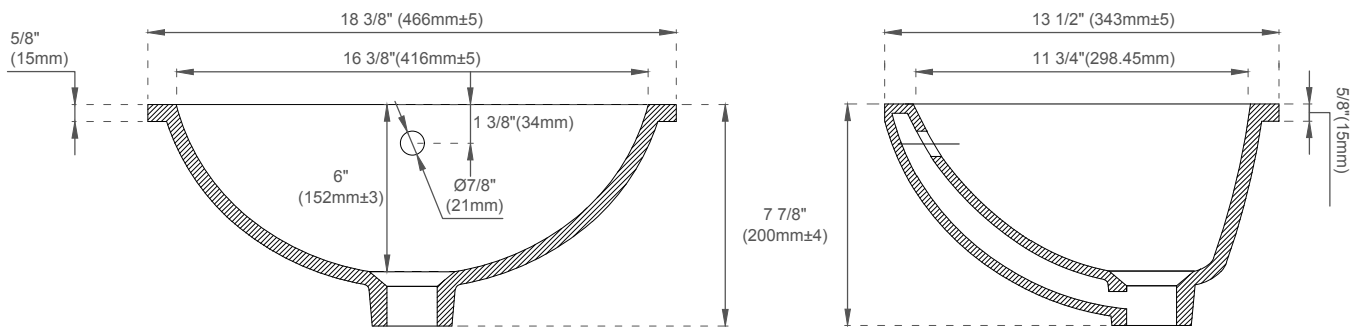
For deeper scratches and nicks, we recommend contacting a professional to re-polish the surface.

SNK-RS RECTANGULAR PORCELAIN UNDERMOUNT SINK

JAMES MARTIN VANITIES



ASME A112.19.2/CSA B45.1



FEATURES:

- Designed to fit with all James Martin Vanities with a 3cm Carrara (090 series) and Solid Surface (080 series) tops
- Sink Material: Porcelain
- Integrated overflow
- Sink shape: Rectangular with straight sides
- Sink(s) ship in a separate carton from the top and vanity
- Sink clips and hardware are not included. All mounting hardware ships with the 3cm quartz tops
- Drain included: NO
- Faucet included: NO
- Overflow cover: NO

EXTERNAL DIMENSIONS:

Length: 18-3/8"
Width: 13-1/2"
Height: 7-7/8"

INTERNAL BASIN DIMENSIONS:

Basin Length: 16-3/8"
Basin Width: 11-3/4"
Basin Depth: 6"
Fits Drain Hole Size: 1-1/2"

All dimensions are nominal

Visit website for warranty and installation information
www.jamesmartinvanities.com

Version: 202301